

LESSON TITLE:	IDITAROD: NOW AND VENN
BACKGROUND INFORMATION:	
CREATED BY:	JULI WESTRICH, 2023 TEACHER ON THE TRAIL™
GRADE LEVEL/ SUBJECT:	K-12 LIBRARY/ SOCIAL EMOTIONAL LEARNING: SOCIAL AWARENESS/ CULTURALLY RELEVANT-SUSTAINING EDUCATION (CR-SE) (REPRESENTATION)/MATH & CRITICAL THINKING
ESSENTIAL QUESTION:	HOW CAN I FIND COMMONALITIES WITH PEOPLE WHO SEEM DIFFERENT FROM ME?
LEARNING OBJECTIVES:	<p>I CAN:</p> <ul style="list-style-type: none"> ● IDENTIFY SIMILARITIES AND DIFFERENCES BETWEEN MYSELF AND IDITAROD MUSHERS ● RESEARCH THE 2023 IDITAROD MUSHER LIST TO FIND A MUSHER THAT IS "LIKE ME" IN AT LEAST ONE WAY ● ACKNOWLEDGE THE IMPORTANCE OF EACH PERSON'S INDIVIDUALITY AND SEE CONNECTIONS BETWEEN US ● CREATE A VENN DIAGRAM SHOWING THE AREAS IN WHICH AN IDITAROD MUSHER AND I INTERSECT (FORM A COMMONALITY)
STANDARDS ADDRESSED:	<p>LIBRARY STANDARDS: INFORMATION FLUENCY CONTINUUM GRADES K-12</p> <p>1. INQUIRY & DESIGN THINKING: WE ARE THINKERS AND DESIGNERS</p>

STANDARD 1.1: INFORMATION-FLUENT LEARNERS USE AN INQUIRY PROCESS TO CONNECT TO PRIOR EXPERIENCE AND BACKGROUND KNOWLEDGE, WONDER AND ASK QUESTIONS, INVESTIGATE, CONSTRUCT NEW UNDERSTANDING, EXPRESS LEARNING, AND REFLECT ON THE PROCESS AND PRODUCT OF LEARNING.

- FORMULATES QUESTIONS FOR INVESTIGATION OF A TOPIC
- MAKING SENSE OF INFORMATION AND NOTETAKING

2. SOCIAL AND CIVIC RESPONSIBILITY: WE ARE CITIZENS.

STANDARD 3.2: INFORMATION-FLUENT LEARNERS DEMONSTRATE EFFECTIVE COLLABORATION IN THE EXCHANGE OF INFORMATION, IN BOTH THE FACE-TO-FACE AND DIGITAL ENVIRONMENT

- PARTICIPATES IN COLLABORATIVE CONVERSATIONS WITH PEERS AND ADULTS TO SHARE IDEAS AND INFORMATION

3. PERSONAL GROWTH AND AGENCY: WE ARE CONFIDENT INDEPENDENT LEARNERS.

STANDARD 4.2: INFORMATION-FLUENT LEARNERS DEVELOP AGENCY (PERSONAL IDENTITY AND CONFIDENCE) TO EXPRESS THEIR IDEAS, RAISE AWARENESS, ADVOCATE FOR CHANGE, AND/OR TAKE SOCIAL ACTION.

- ACTIVELY ENGAGES IN CONVERSATIONS WITH OTHERS BY CONTRIBUTING OWN IDEAS AND DISPLAYING CONFIDENCE IN OWN REASONING AND OPINIONS

CASEL FRAMEWORK – SOCIAL AWARENESS

- THE ABILITIES TO UNDERSTAND PERSPECTIVES OF AND EMPATHIZE WITH OTHERS:

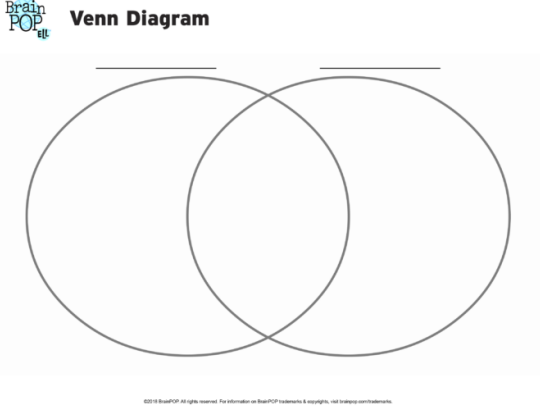
- RECOGNIZING STRENGTHS IN OTHERS

-RELATIONSHIP SKILLS

- THE ABILITIES TO MAINTAIN RELATIONSHIPS AND NAVIGATE SETTINGS WITH DIVERSE INDIVIDUALS.
 - DEMONSTRATE CULTURAL COMPETENCY

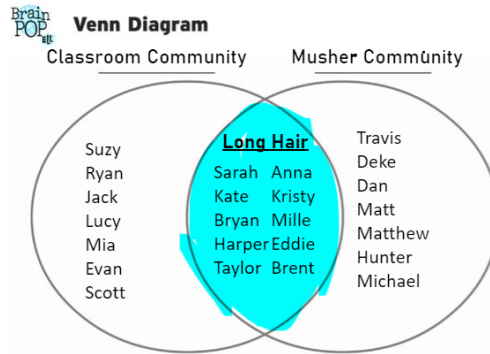
NYS CULTURALLY RESPONSIVE-SUSTAINING EDUCATION FRAMEWORK (CR-SE)

- CREATE A WELCOMING & AFFIRMING ENVIRONMENT
 - MAKE AN EFFORT TO BUILD STRONG RELATIONSHIPS ACROSS GROUPS
- FOSTER HIGH EXPECTATIONS & RIGOROUS INSTRUCTION
 - DRAW UPON PAST LEARNING, PRIOR EXPERIENCES, AND THE RICHNESS OF YOUR CULTURAL BACKGROUND TO MAKE MEANING
 - CHALLENGE YOURSELF TO DO MORE THAN WHAT FEELS ACADEMICALLY COMFORTABLE
- IDENTIFY INCLUSIVE CURRICULUM & ASSESSMENT
 - GENERATE IDEAS ABOUT PEOPLE OR CONCEPTS THAT PEERS MAY LIKE TO LEARN ABOUT AND SHARE THESE IDEAS WITH YOUR TEACHERS AND SCHOOL LEADERS
 - ASK QUESTIONS ABOUT SELF, COMMUNITY AND SOCIETY THAT SERVE AS OPPORTUNITIES TO CONNECT IN-SCHOOL LEARNING WITH THE WORLD OUTSIDE THE CLASSROOM
 - COLLABORATE WITH TEACHERS, PEERS, AND ADMINISTRATORS TO CREATE MEANINGFUL LONG-TERM PROJECTS

<p>MATERIALS NEEDED:</p>	<ol style="list-style-type: none"> 1. WHITE BOARD, MARKERS 2. ACCESS TO IDITAROD.COM WEBSITE 3. VENN DIAGRAM WORKSHEET  <p>Brain POPTM Venn Diagram</p>
<p>PROCEDURE:</p>	
<p>BEFORE TEACHING:</p> <p>ENGAGEMENT: 5 MINUTES</p> <p>LESSON: GRADE LEVEL DEPENDENT</p>	<p>IDENTIFY MUSHERS FOR POTENTIAL OVERLAP WITH THE STUDENT POPULATION. VISIT IDITAROD.COM FOR 2023 MUSER LIST AND JR. IDITAROD</p> <p>HOW IS AN IDITAROD MUSER DIFFERENT FROM ME?</p> <ol style="list-style-type: none"> 1. WRITE STUDENT BRAINSTORM IDEAS ON THE BOARD <p>HOW IS AN IDITAROD MUSER LIKE ME?</p> <p>EXAMPLE</p> <ol style="list-style-type: none"> 1. DISPLAY 2023 IDITAROD MUSER AND JR. IDITAROD MUSER PROFILES ON THE BOARD. 2. HAVE STUDENTS POINT OUT MUSHERS THEY CAN “SEE” A COMMONALITY WITH (BLOND HAIR, WEARS GLASSES, ETC) 3. POSE THE ESSENTIAL QUESTION FRAMED IN TERMS OF IDITAROD: HOW CAN I FIND COMMONALITIES WITH MUSHERS WHO SEEM DIFFERENT FROM ME?


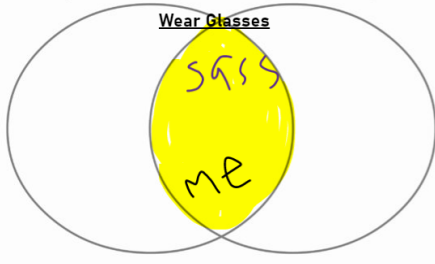


4. USE A PRE-SELECTED EXAMPLE MUSER THAT HAS A COMMONALITY WITH YOUR STUDENTS (HOME LOCATION, GENDER, PARTICIPATES IN AN ACTIVITY WITH A PARENT – SEE BAILEY AND GREGG VITELLO)
5. DEFINE AND EXPLAIN A VENN DIAGRAM. (MY DISTRICT USES BRAINPOPJR. WHICH HAS AN EXCELLENT 7 MINUTE VIDEO ON THIS TOPIC)
6. CREATE A VENN DIAGRAM AS A CLASS ON THE BOARD TO SHOW THE OVERLAP WITH THE SELECTED MUSER. SEE EXAMPLE:

EXTENSION:



DEPENDING ON GRADE LEVEL, TIME AVAILABLE, AND RESEARCH GOALS THIS ACTIVITY CAN BE EXTENDED TO INCLUDE INDEPENDENT RESEARCH IN IDITAROD MUSER ARCHIVES AND ONLINE RESOURCES.

7. STUDENTS RESEARCH IDITAROD/JR. IDITAROD MUSHERS TO FIND COMMONALITIES.
8. STUDENTS CREATE THEIR OWN VENN DIAGRAM WITH A SINGLE MUSER. SEE EXAMPLE:

	<p style="text-align: center;">  Venn Diagram Classroom Community Musher Community </p>  <p style="text-align: center; font-size: small;">©2013 BrainPOP. All rights reserved. For information on BrainPOP products & services, visit www.brainpop.com</p> <p>9. STUDENTS MEET IN PAIRS/SMALL GROUPS TO ADD ADDITIONAL DATA TO THEIR VENN DIAGRAM FINDING ADDITIONAL COMMONALITIES WITH THEIR CLASSMATES AND IDITAROD. SEE EXAMPLE:</p> <p style="text-align: center;">  Venn Diagram Classroom Community Musher Community </p>  <p style="text-align: center; font-size: small;">©2013 BrainPOP. All rights reserved. For information on BrainPOP products & services, visit www.brainpop.com</p>
<p>CONCLUSION: GRADE LEVEL DEPENDENT</p>	<p>1. USING THE PROVIDED VENN DIAGRAM STUDENTS MAKE THEIR OWN CONNECTIONS AND VISUAL REPRESENTATION OF THE COMMONALITY THEY SHARE WITH AN IDITAROD MUSHER.</p>
<p>ASSESSMENT:</p>	<ol style="list-style-type: none"> 1. COMPLETED VENN DIAGRAMS 2. PRESENTATION OR WRITE UP OF INFORMATION SOURCES, HOW THEY MADE THE CONNECTIONS, AND ADDITIONAL DETAILS OF THE PROCESS (FOR OLDER GRADES)

<p>ENRICHMENT/ SUGGESTIONS:</p>	<p>CUT OUT AND CONNECT VENN DIAGRAMS TO CREATE AN OVERLAP CIRCLE SHOWING MULTIPLE CONNECTIONS WITH STUDENTS AND MUSHERS. DISPLAY ON BULLETIN BOARD OR IN HALLWAY.</p>
<p>OTHER:</p>	<p>LOOKING FOR AN EASY KID-CONNECTION? READ: PEOPLE FOOD BY GYPSY OR DEPENDABLE DELIVERIES BY FORMER TEACHER ON THE TRAIL BRIAN HICKOX TO FIND OUT WHAT MUSHERS LIKE TO EAT ON THE TRAIL....HINT: JUST LIKE IN YOUR SCHOOL LUNCHROOM, PIZZA IS A FAVORITE!</p>