

Class	Frequency	Midpoint	Relative Frequency		Cumulative Frequency
205-229	16	217	16/43	0.37	16
230-254	6	242	6/43	0.14	22
255-279	7	267	7/43	0.16	29
280-304	3	292	3/43	0.07	32
305-329	1	317	1/43	0.02	33
330-354	2	342	2/43	0.05	35
355-379	2	367	2/43	0.05	37
380-404	2	392	2/43	0.05	39
405-429	0	417	0/43	0	39
430-454	1	442	1/43	0.02	40
455-479	1	467	1/43	0.02	41
480-504	2	492	2/43	0.05	43

Class	Frequency	Midpoint	Relative Frequency		Cumulative Frequency
317 - 355	8	336	8/43	0.19	8
356 - 394	11	375	11/43	0.26	19
395 - 433	4	414	4/43	0.09	23
434 - 472	6	453	6/43	0.14	29
473 - 511	2	492	2/43	0.05	31
512 - 550	5	531	5/43	0.12	36
551 - 589	2	570	2/43	0.05	38
590 - 628	0	609	0/43	0	38
629 - 667	2	648	2/43	0.05	40
668 - 706	2	687	2/43	0.05	42
707 - 745	0	726	0/43	0	42
746 - 784	1	765	1/43	0.02	43

Iditarod First Place Winners and Red Lantern Winners

Convert time to total hours and round to the nearest hour.

Create a Frequency Distribution that has 12 classes.

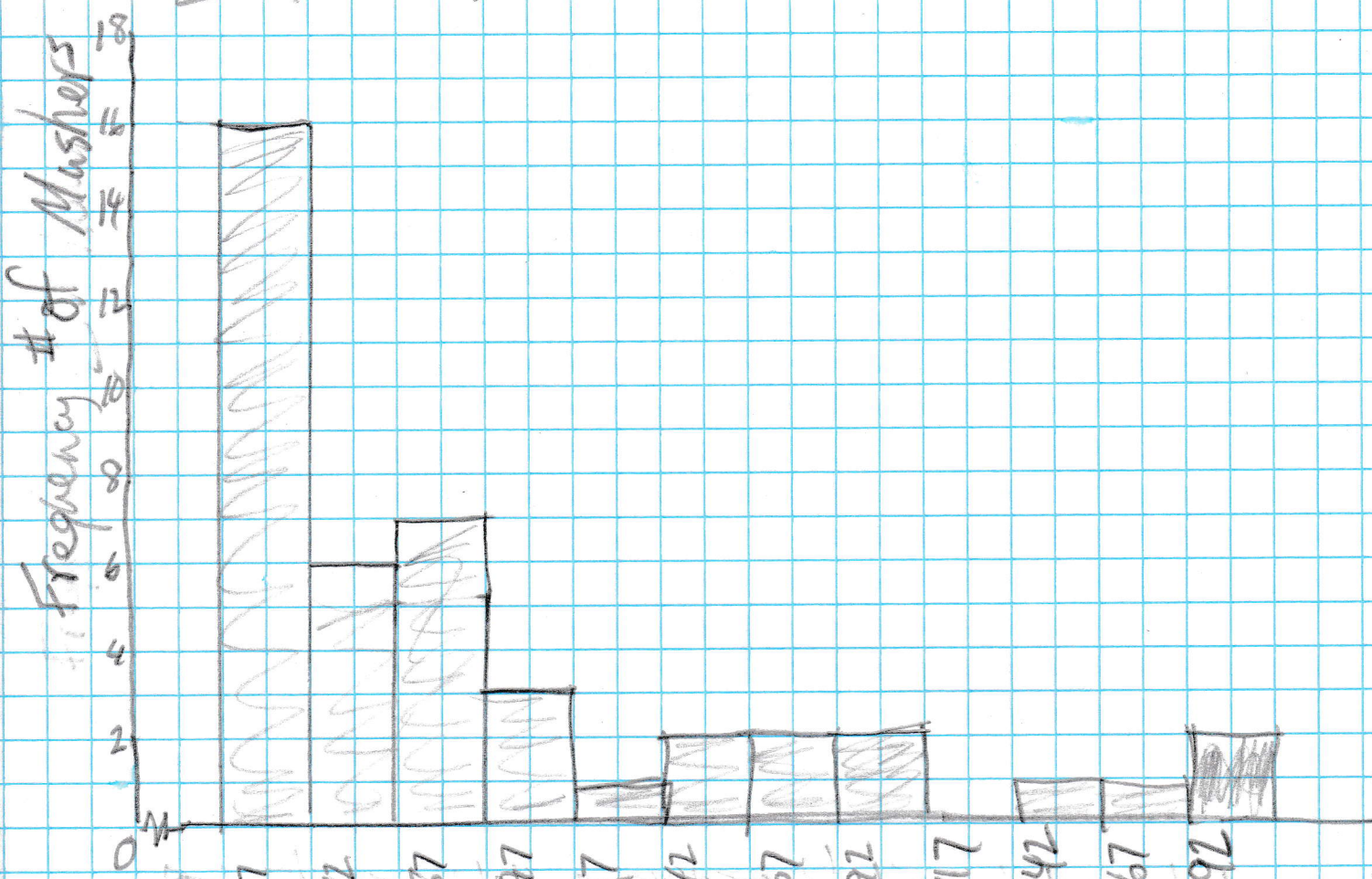
Find the Midpoints, Relative Frequencies, and Cumulative Frequencies.

Then use the midpoints to make a Histogram, and a Frequency Polygon for each Frequency Chart.


Year	First Place Winner	Time	Time in hours	Red Lantern Winner	Time	Time in hours
2015	Dallas Seavey	8d 18h 13m 6s	210	Cindy Abbott	13d 11h 19m 51s	323
2014	Dallas Seavey	8d 13h 4m 19s	205	Marcelle Fressinuea	13d 4h 42 m 8s	317
2013	Mitch Seavey	9d 7h 39m 56s	224	Christine Roalofs	13d 22h 36m 8s	335
2012	Dallas Seavey	9d 4h 29m 26s	220	Jan Steves	14d 11h 57m 3s	348
2011	John Baker	8d 18h 46m 39s	211	Ellen Halverson	13d 19h 45m 49s	332
2010	Lance Mackey	8d 23h 59m 9s	216	Celeste Davis	13d 5h 6m 40s	317
2009	Lance Mackey	9d 21h 38m 46s	238	Timothy Hunt	15d 14h 6m 22s	374
2008	Lance Mackey	9d 11h 46m 48s	228	Deborah Bircknell	15d 5h 36m 12s	366
2007	Lance Mackey	9d 5h 8m 41s	221	Ellen Halverson	16d 11h 56m 20s	396
2006	Jeff King	9d 11h 11m 36s	227	Glenn Lockwood	15d 18h 8m 50s	378
2005	Robert Sorlie	9d 18h 39m 31s	235	Phil Morgan	15d 6h 2m 57s	366
2004	Mitch Seavey	9d 12h 20m 22s	228	Perry Solmonson	15d 2h 50m 36s	363
2003	Robert Sorlie	9d 15h 47m 36s	232	Russell Bybee	15d 5h 30m 53s	366
2002	Martin Buser	8d 22h 46m 2s	215	David Straub	14d 5h 38m 12s	342
2001	Doug Swingley	9d 19h 55m 50s	236	Karen Ramstead	14d 23h 53m 16s	360
2000	Doug Swingley	9d 0h 58m 6s	217	Fedor Konyukhov	15d 5h 44m 44s	366
1999	Doug Swingley	9d 14h 31m 7s	231	Jeremy Gebauer	15d 3h 18m 44s	364
1998	Jeff King	9d 5h 52m 26s	222	Brad Pozarnsky	14d 5h 42m 4s	342
1997	Martin Buser	9d 8h 30m 45s	225	Ken Chase	15d 9h 19m 22s	369
1996	Jeff King	9d 5h 43m 0s	222	Andy Sterns	15d 23h 48m 0s	384
1995	Doug Swingley	9d 2h 42m 19s	219	Ben Jacobson	17d 6h 2m 5s	414
1994	Martin Buser	10d 13h 2m 39s	253	Mark Chapoton	16d 16h 17m 35s	400
1993	Jeff King	10d 15h 38m 15s	256	Lloyd Gilbertson	18d 4h 49m 19s	437

1992	Martin Buser	10d 19h 17m 15s	259	Vern Chemeski	18d 13h 5m 2s	445
1991	Rick Swenson	12d 16h 34m 39s	305	Brian O'Donoghue	22d 5h 55m 55s	534
1990	Susan Butcher	11d 1h 53m 23s	266	Steve Haver	21d 10h 26m 26s	514
1989	Joe Runyan	11d 5h 24m 34s	269	Bob Hoyle	17d 11h 19m 19s	419
1988	Susan Butcher	11d 11h 41m 40s	276	Lesley Monk	19d 13h 22m 55s	469
1987	Susan Butcher	11d 2h 5m 13s	266	Rhodi Karella	19d 9h 1m 1s	465
1986	Susan Butcher	11d 15h 6m 0s	279	Mike Peterson	20d 13h 42m 21s	494
1985	Libby Riddles	18d 0h 20m 17s	432	Monique Bene	22d 3h 45m 45s	532
1984	Dean Osmar	12d 15h 7m 33s	303	Bill Mackey	19d 8h 43m 33s	465
1983	Rick Mackey	12d 14h 10m 44s	302	Scott Cameron	21d 4h 36m 31s	509
1982	Rick Swenson	16d 4h 40m 10s	389	Ralph Bradley	26d 13h 59m 50s	638
1981	Rick Swenson	12d 8h 45m 2s	297	Jim Strong	18d 6h 30m 30s	439
1980	Joe May	14d 7h 11m 51s	343	Barbara Moore	24d 9h 25m 45s	585
1979	Rick Swenson	15d 10h 37m 47s	371	Gene Leonard	24d 9h 2m 22s	585
1978	Dick Mackey	14d 18h 52m 24s	355	Andrew Foxie	22d 3h 29m 44s	531
1977	Rick Swenson	16d 16h 27m 13s	400	Vasily Zamikyn	22d 9h 6m 6s	537
1976	Jerry Riley	18d 22h 58m 17s	455	Dennis Corrington	26d 8h 42m 51s	633
1975	Emmitt Peters	14d 14h 43m 15s	351	Steve Fee	29d 8h 37m 13s	705
1974	Carl Huntington	20d 15h 1m 7s	495	Red Fox Olsen	29d 6h 36m 19s	703
1973	Dick Wilmarth	20d 0h 49m 41s	481	John Schultz	32d 5h 9m 1s	773
	Range	495 - 205	290		773 - 317	456
	Class Width	290/12	24.2 round to 25		456/12	38 round up to 39

Iditarod First Place Winners

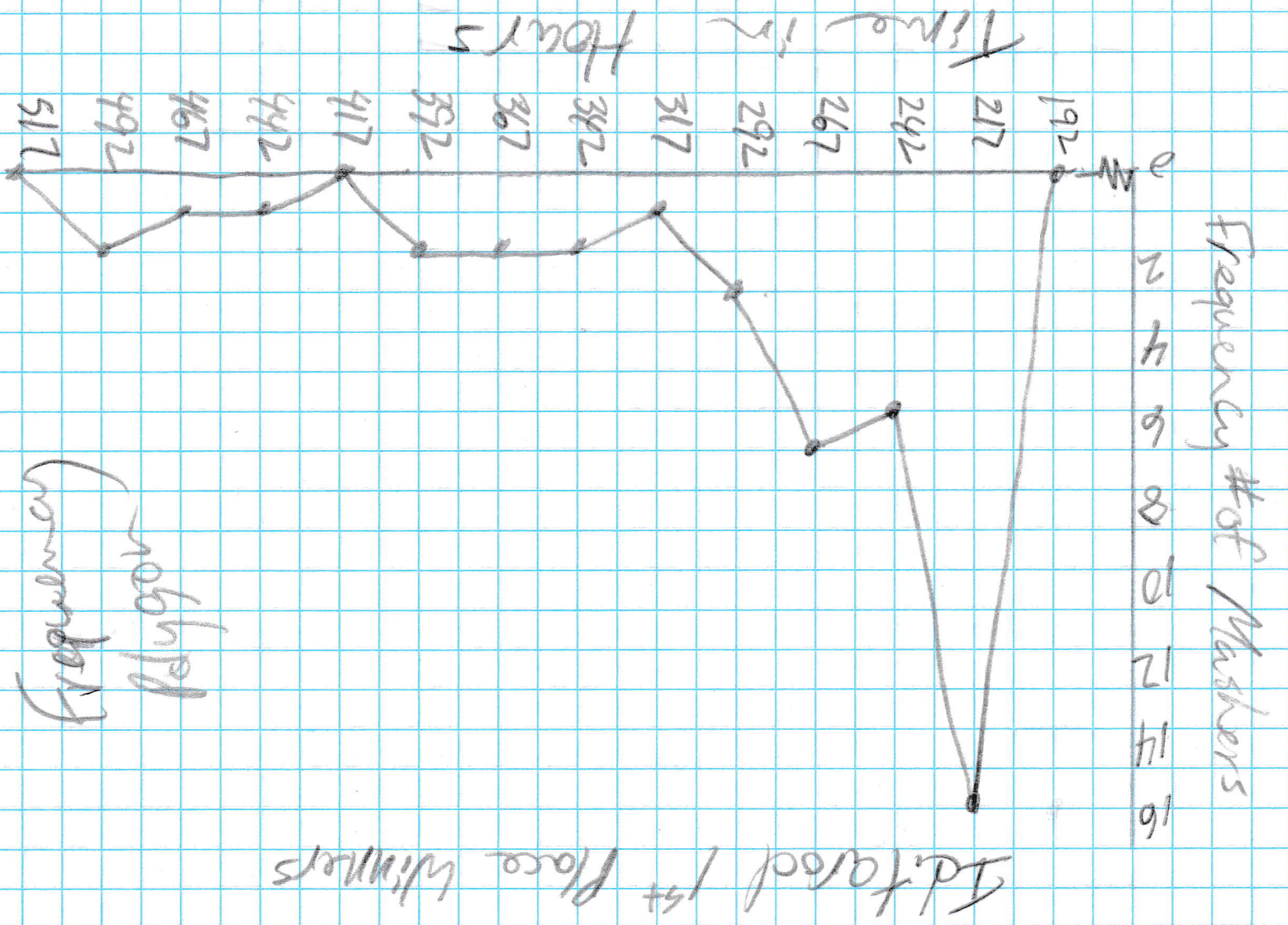
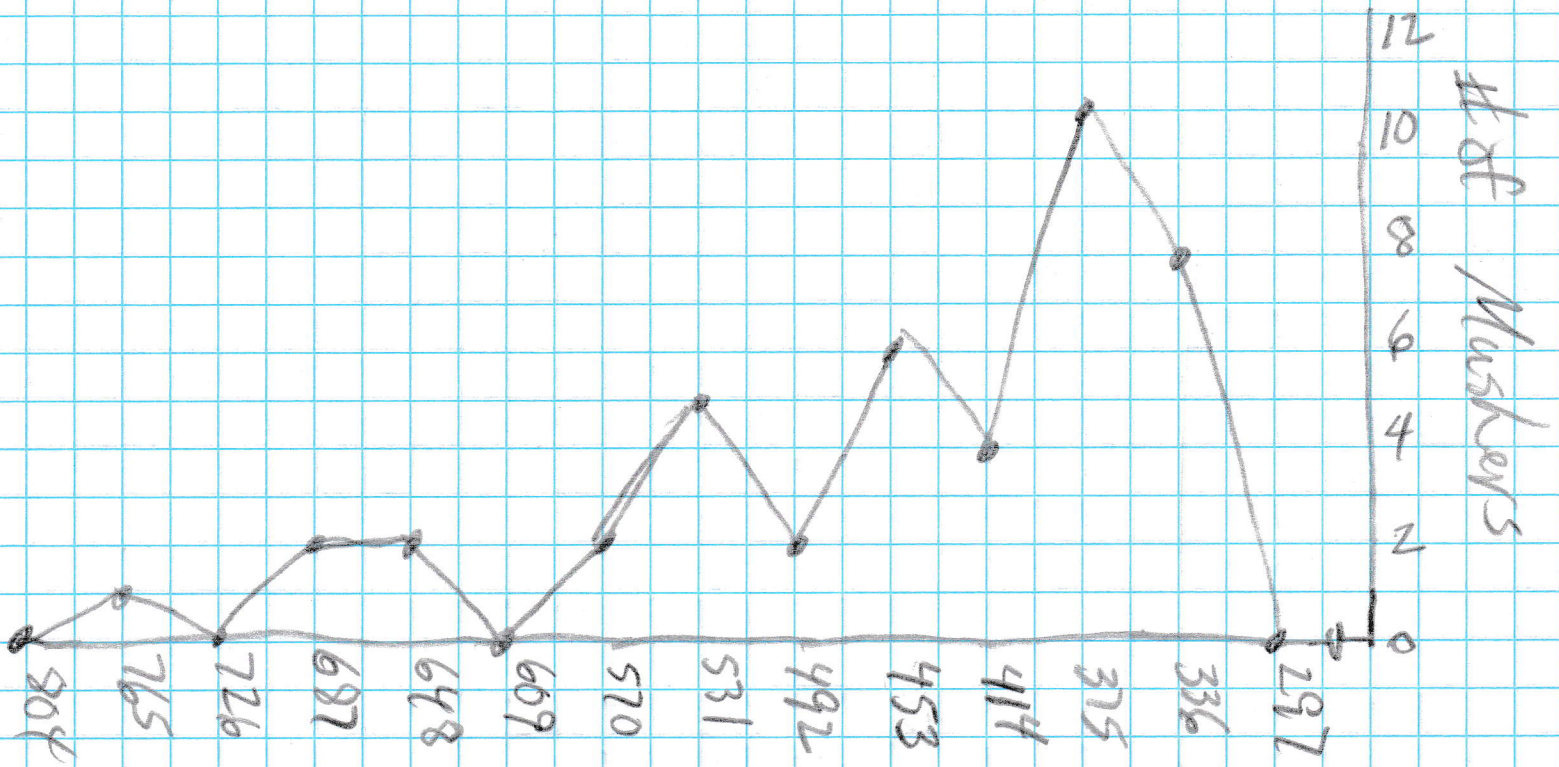


Histogram



Iditarod Rod Loden Winners

Red Lantern Winners



Editorial 1st Place Winners

Frequency
Mushkows