

| <b>Senses of Snow</b>   |   |
|---|---|
| <b>Developed by: Linda Fenton</b>   |   |
| <b>Discipline / Subject: Science/Matter</b>   |   |
| <b>Topic: Snow</b>  |   |
| <b>Grade Level: 2, 3, 4</b>   |   |
| <b>Resources / References / Materials Teacher Needs:</b><br>Snow or crushed ice<br>Plastic Bag<br>Paper Bag   |   |
| <b>Lesson Summary:</b><br>Use the 5 senses to describe snow.  |   |
| <b>Standard's Addressed: (Local, State, or National)</b><br><b>Wisconsin State Standards for Science 4<sup>th</sup> Grade</b><br><br>1. D.4.1 Understand that objects are made of more than one substance, by observing, describing and measuring the properties of earth materials, including properties of size, weight, shape, color, temperature, and the ability to react with other substances<br><br>2. D.4.2 Group and/or classify objects and substances based on the properties of earth materials<br><br>3. D.4.3. Understand that substances can exist in different states-solid, liquid, gas |   |
| <b>Learning Objectives:</b><br><br>Describe Snow using the 5 senses.  | <b>Method of assessment for learning</b><br><br>Teacher Observation |

### **Procedural Activities**

1. **Teacher – put snow or crushed ice in a ziplock bag and put that bag in a paper bag.**
2. **Show the paper bag and ask students what is inside – record guesses.**
3. **Next have students feel bag – once again record guesses.**
4. **Without looking, have students feel what’s inside. (I told them not to blurt out what they thought it was.)**
5. **Next pull out the plastic bag. By now they know it is snow or crushed ice.**
6. **Discuss the physical properties of snow.**
7. **Using all 5 senses, describe snow.**
8. **To record our results we used The Printing Press at <http://www.readwritethink.org/classroom-resources/student-interactives/printing-press-30036.html>**

### **Materials Students Need:**

**Whatever needed to record results.**

### **Technology Utilized to Enhance Learning:**

**<http://www.readwritethink.org/classroom-resources/student-interactives/printing-press-30036.html>**

### **Other Information:**

**Are there 50 words for snow in the Eskimo vocabulary? You decide if you understand the article at Wikipedia:**

**[http://en.wikipedia.org/wiki/Eskimo\\_words\\_for\\_snow](http://en.wikipedia.org/wiki/Eskimo_words_for_snow)**

**A better argument can be found in a Washington Post article:**

**[http://articles.washingtonpost.com/2013-01-14/national/36344037\\_1\\_eskimo-words-snow-inuit](http://articles.washingtonpost.com/2013-01-14/national/36344037_1_eskimo-words-snow-inuit)**

**Middle & HS students could do an entire study on the 50 Words For Snow.**


### **Modifications for Special Learners/ Enrichment Opportunities:**

**One-on-one help if needed.**

# Snow

## By Ava Degen

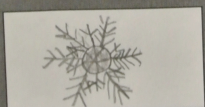
Cold



Fresh

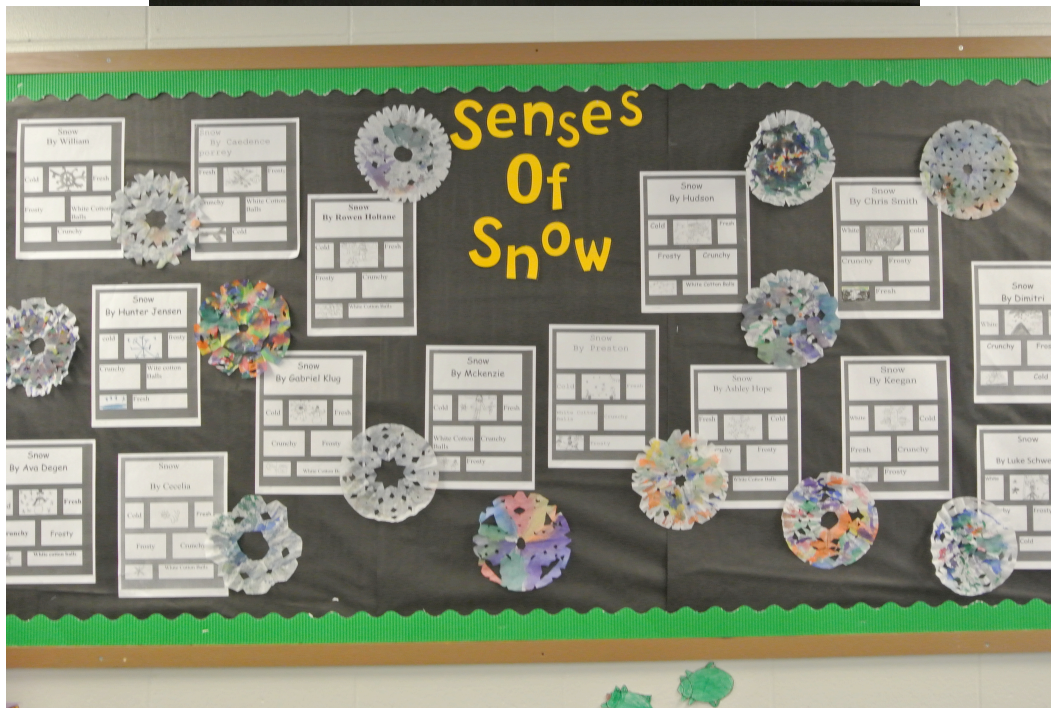
Crunchy

Frosty



White cotton balls

# Senses Of Snow



The bulletin board features a central title 'Senses Of Snow' in yellow. Below the title, there are approximately 15 small cards, each representing a student's work. Each card has a grid with the following words: Cold, Fresh, Crunchy, and Frosty. The cards are decorated with colorful paper snowflakes and cotton balls. The board is bordered with green scalloped paper.